

Los precios que se reflejan corresponden a los recomendados por cada uno de los fabricantes e importadores. El precio final es la suma del coste franco-fábrica o franco-frontera, más el IVA (18%), así como el impuesto de matriculación y el precio del transporte, que es variable según las marcas.

PRECIOS COCHES NUEVOS


MARCA Y MODELO	PVP	CC/CV	VEL.
<b>Alfa Romeo</b> Febrero 2014			
0.9T Twinair 105 Distintive	18.500	875/105	184
Giulietta 1.4 TB PROGRESION	20.970	1368/105	185
Giulietta 1.4 TB DISTINCTIVE	24.470	1368/120	195
Giulietta 1.4 TB-GLP DISTINCTIVE	25.670	1368/120	195
Giulietta 1.7 TBI QUADRIF. IVERDE	31.270	1742/235	242
Giulietta 1.6 JTDm PROGRESION	21.970	1598/105	185
Giulietta 1.6 JTDm VELOCE	23.070	1598/105	185
Giulietta 1.6 JTDm DISTINCTIVE	23.670	1598/105	185
Giulietta 2.0 JTDm VELOCE	25.170	1956/140	205
Giulietta 2.0 JTDm DISTINCTIVE	25.770	1956/140	205
Giulietta 2.0 JTDm DISTINTIVE	29.370	1956/170	218
Giulietta 2.0 JTDm DISTINCTIVE AUT.	29.770	1956/170	218
Mito 1.4 MPI Base 6V	14.700	1368/70	160
Mito 1.4 MPI Distintive 6V	17.500	1368/78	165
Mito 1.4TB Quadrifoglio verde 6V	22.900	1368/170	218
Mito 1.3 JTDm Base 6V	16.600	1248/85	180
Mito 1.3 JTDm Distintive 6V	18.600	1248/85	180
Mito 1.3 JTDm SBK 6V	18.900	1248/85	180
Mito 1.3 JTDm Distintive 6V	20.560	1598/120	198


MARCA Y MODELO	PVP	CC/CV	VEL.
<b>Audi</b> Marzo 2014			
A1 1.2 TFSI Atracción	16.400	1197/86	170
A1 1.2 TFSI Ambition	18.990	1197/86	170
A1 1.4 TFSI Ambition	21.980	1390/122	190
A1 1.4 TFSI Ambition	21.460	1390/122	190
A1 1.6 TDI Atracción	17.990	1598/90	175
A1 1.6 TDI Ambition	20.510	1598/90	175
A1 1.6 TDI Atracción	18.980	1598/105	185
A1 1.6 TDI Ambition	21.500	1598/105	185
A3 1.2 TFSI Atracción	23.100	1197/105	185
A3 1.2 TFSI Ambition	25.500	1197/105	185
A3 1.2 TFSI Ambiente	27.710	1197/105	185
A3 1.4 TFSI Atracción	26.480	1390/122	190
A3 1.4 TFSI Ambition	26.480	1390/122	190
A3 1.8 TFSI Atracción	29.660	1798/160	202
A3 1.8 TFSI Ambition	32.220	1798/160	202
A3 2.0 TFSI Atracción	31.950	1984/200	230
A3 2.0 TFSI Ambition	31.950	1984/200	230
A3 1.6 TDI Atracción	26.280	1598/105	193
A3 2.0 TDI Atracción	26.640	1968/140	210
A3 2.0 TDI Ambition	29.100	1968/140	210
A3 2.0 TDI Atracción	29.440	1896/170	220
A3 2.0 TDI Ambition	33.180	1896/170	220
A3 2.0 TDI Atracción Quattro	35.120	1896/170	215
A3 2.0 TDI Ambition Quattro	37.680	1896/170	215
A3 Cabrio 1.2 FSI Atracción	24.510	1197/105	185
A3 Cabrio 1.2 FSI Ambition	26.970	1197/105	185
A3 Cabrio 1.8 TFSI Atracción	31.120	1798/160	200
A3 Cabrio 1.8 TFSI Ambition	33.680	1798/160	200
A3 Cabrio 2.0 TFSI Atracción	37.320	1984/200	225
A3 Cabrio 2.0 TFSI Ambition	38.810	1984/200	225
A3 Cabrio 1.6 TDI Atracción	25.230	1598/105	190
A3 Cabrio 1.6 TDI Ambition	27.690	1598/105	190
A3 Cabrio 2.0 TDI Atracción	28.050	1968/140	210
A3 Cabrio 2.0 TDI Ambition	30.510	1968/140	210
A4 1.8 TFSI	30.220	1984/200	220
A4 1.8 TFSI 160	33.700	1781/160	224
A4 2.0 TFSI aut.	40.080	1984/225	242
A4 V6 3.2 FSI Quattro	40.490	3123/225	250
S4 3.0 TFSI Q. aut.	61.310	2995/333	250
A4 2.0 TDI	31.580	1968/120	195
A4 2.0 TDI-Advance Edition	29.900	1968/143	210
A4 2.0 TDI	33.020	1968/143	210
A4 2.0 TDI Quatro	36.850	1968/150	210
A4 3.0 TDI Quattro aut.	48.730	2967/245	250
A4 1.8 TFSI Avant	31.910	1781/120	200
A4 1.8 TFSI Avant	35.390	1781/160	220
A4 1.8 TFSI Avant	37.510	1781/180	225
A4 2.0 TFSI Avant	38.880	1984/211	230
S4 Avant	63.070	2995/333	250
A4 2.0 TDI Avant	38.880	1968/120	200
A4 2.0 TDI Avant	36.010	1968/143	210
A4 2.0 TDI Avant aut.	38.130	1968/150	200
A4 3.0 TDI Quattro Avant	44.280	2967/240	245
A4 2.0 TFSI Allroad	41.400	1984/225	245
A4 2.0 TDI Allroad	38.130	1968/143	200
A5 1.8 TFSI	36.880	1798/160	205
A5 2.0 TFSI	42.260	1984/211	230
A6 Hybrid 2.0 TFSI	59.320	1884H/245	240
A6 TFSI	40.560	1984/180	232
A7 2.8 FSI aut.	58.860	2773/204	235
A8 TFSI Quattro aut.	90.220	2995/310	250


MARCA Y MODELO	PVP	CC/CV	VEL.
<b>BMW</b> Septiembre 2014			
114i 5p	25.400	1598/102	195
116i 5p	26.600	1598/136	210
118i 5p	28.700	1598/170	225
116i 5p aut.	29.050	1598/136	210
118i 5p aut.	31.190	1598/170	225
125i 5p	32.800	1997/218	245
125i 5p aut.	35.290	1997/218	245
M135i 5p	45.300	2979/320	250
M135i 5p aut.	48.074	2979/320	250
116d 5p	25.600	1995/116	200
118d 5p	27.900	1995/143	212
116d 5p aut.	28.995	1995/116	200
118d 5p aut.	30.296	1995/143	212
120d 5p	30.900	1995/184	228
120d 5p aut.	33.296	1995/184	228
125d 5p	35.900	1995/218	240
125d 5p aut.	38.390	1995/218	240
ActiveHybrid 3 aut.	58.300	2979H/306	250
ActiveHybrid 3 sport aut.	60.072	2979H/306	250
ActiveHybrid 3 Modem aut.	60.072	2979H/306	250
ActiveHybrid 3 Luxury aut.	60.072	2979H/306	250
320i	35.400	1997/184	235
320i aut.	37.914	1997/184	233
328i	40.400	1997/245	250
328i aut.	42.900	1997/245	250
335i	49.300	2979/306	250
335i aut.	51.814	2979/306	250
316d	30.700	1995/116	202
318d	32.700	1995/143	212
320d	34.800	1995/184	225
320d aut.	38.114	1995/184	230
328i touring	42.200	1997/245	250
328i touring aut.	44.751	1997/245	250
330d touring aut.	50.400	2993/258	250
320i	38.500	1997/184	230
320i aut.	41.051	1997/184	229
328i	43.500	1997/245	250
328i aut.	46.051	1997/245	250


MARCA Y MODELO	PVP	CC/CV	VEL.
<b>Citroën</b> Enero 2013			
C1 1.0i Attraction 3P	8.000	998/68	157
C1 1.0i Seduction 5P	10.000	998/68	157
C1 1.0i Attraction 5P	8.300	998/68	157
C1 1.0i Seduction 5P	10.300	998/68	157
C1 1.0i Exclusive aut. 5p	11.500	998/68	157
CZero Attraction elect.	27.850	0-E/67	130
CZero Seduction elect.	29.890	0-E/67	130
C3 1.1i Attraction	11.520	1124/60	155
C3 1.4i Tonic	13.110	1360/75	170
C3 1.4i Collection	13.670	1360/75	170
C3 1.4i VTI Tonic	14.030	1360/95	180
C3 1.6i VTI Collection	14.290	1360/95	180
C3 1.4i HDI Atracción	12.960	1398/70	165
C3 1.4i HDI Bussines	14.090	1398/70	165
C3 1.4i HDI Collection	14.650	1398/70	165
C3 1.6i HDI Exclusive	17.635	1560/90	185
C3 HDI Exclusive	19.025	1560/110	195
C3 Picasso VTI Attraction	12.540	1360/95	180
C3 Picasso 1.4 VTI Seduction	14.660	1360/95	180
C3 Picasso 1.6 VTI Seduction	15.380	1587/120	197
C3 Picasso 1.6i VTI Exclusive	17.120	1587/120	197
C3 Picasso 1.6i HDI Atracción	13.770	1560/90	185
C3 Picasso 1.6i HDI Seduction	15.870	1560/90	185
C3 Picasso 1.6i HDI Exclusive	17.610	1560/90	185
C3 Picasso 1.6i Seduction	16.980	1560/110	190
C3 Picasso 1.6i HDI Exclusive	18.720	1560/110	190
DS3 VTI Design	16.000	1397/95	178
DS3 VTI Sport	18.210	1598/120	188
DS3 THP Satic	21.050	1598/150	214
DS3 1.4i HDI Design	16.330	1398/68	170
DS3 1.6i HDI Style aut. CMP	19.360	1560/90	160
DS3 1.6i HDI Style aut.	21.590	1560/110	190
DS3 1.6i HDI 110UltraPrestige	26.200	1560/110	190
C4 1.4i VTI Business	15.570	1397/95	190
C4 1.6i VTI Seduction	17.620	1587/120	190
C4 1.6i VTI Exclusive	18.190	1587/120	190
C4 1.6i VTI THP Exclusive	22.180	1587/156	210
C4 1.6i HDI Business	17.330	1560/90	185
C4 1.6i HDI Seduction	18.570	1560/90	185
C4 1.6i HDI Tonic	17.900	1560/90	185
C4 1.6i HDI Tonic	19.020	1560/112	195
C4 1.6i HDI Seduction	19.690	1560/112	195
C4 1.6i HDI Exclusive	22.300	1560/112	195
C4 2.0i HDI Exclusive	24.120	1997/150	210
C4 Picasso 1.6i 16V VTI First	17.050	1597/120	185
C4 Picasso 1.6i 16V VTI Seduction	20.150	1587/120	185
C4 Picasso 1.6i 16V VTI Milenium	21.540	1587/120	185
C4 Picasso 1.6i 16V Exclusive	24.520	1587/155	195
C4 Picasso 1.6i 16V THP Exclusive +	25.360	1587/155	195
C4 Picasso 1.6i HDI SST Milenium	22.740	1560/112	180
C4 Picasso 1.6i HDI SST Exclusive	24.230	1560/112	180
C4 Picasso 2.0i HDI Exclusive	26.270	1997/150	200
C4 Picasso 2.0i HDI Exclusive aut.	28.800	1997/160	200
C5 2.0i HDI Seduction	24.090	1998/140	200
C5 2.0i HDI Exclusive	29.720	1998/163	215
C5 2.2i HDI Exclusive	33.310	2179/204	225
C5 3.0i HDI V6 Exclusive aut.	36.350	2993/241	230
C5 Tourer 1.6 THP Seduction	23.891	1560/115	188
C5 Tourer 2.0 HDI Business	24.700	1997/140	200
C5 Tourer 2.0 HDI Exclusive	29.930	1997/140	200
C5 Tourer 2.2i HDI Exclusive aut.	34.540	2179/204	220
C5 Tourer 2.2i HDI Exclusive aut.	37.580	2993/241	225
C6 3.0i HDI V6 Exclusive aut.	48.165	2993/241	230
C8 2.0i HDI Atracción	27.251	1997/136	190
C8 2.0i HDI Seduction	30.205	1997/136	190
C8 2.0i HDI Exclusive aut.	34.064	1997/163	190
DS4 1.6i VTI Desing	21.000	1598/120	193
DS4 1.6i THP Sport	29.190	1598/200	235
DS4 1.6i e-HDI Style	25.530	1550/112	190
DS4 2.0i HDI Style	27.350	1997/160	212
DS4 2.0i HDI Sport	28.880	1997/160	212
DS5 1.6i THP Desing aut.	28.760	1598/155	202
DS5 1.6i THP Style	32.380	1598/200	235
DS5 1.6i e-HDI Style	30.360	1560/115	191
DS5 2.0i HDI Style	31.970	1997/163	215
DS5 2.0i HDI Sport aut.	37.610	1997/163	215
Hybrid4 Design aut.	35.840	1997/200	211

MARCA Y MODELO	PVP	CC/CV	VEL.
<b>Cadillac</b> Mayo 2014			
ATS 2.0 Elegance 6V	41.205	1998/276	240
ATS 2.0 Sport Luxury 6V	45.230	1998/276	240
ATS 2.0 Performance 6V	48.230	1998/276	240
ATS 2.0 Premium 6V	51.860	1998/276	240
ATS 2.0 Premium 4x4	58.140	1998/276	240
CTS 2.8 V6 Elegance	42.653	2792/211	225
CTS 2.8 V6 Elegance aut.	44.984	2792/211	226


MARCA Y MODELO	PVP	CC/CV	VEL.
			
<b>Jeep Julio 2014</b>			
Compass CRD 2.2 Sport 4x2	26.193	2143/136	201
Compass CRD 2.5 Limited 4x4	34.324	2143/136	201
WRANGLER CRD 2.8 Sport 2p	34.076	2776/200	173
WRANGLER CRD 2.8 Mount. aut 2p	38.814	2776/200	173
WRANGLER CRD 2.8 Sahara 2p	39.344	2776/200	173
WRANGLER CRD 2.8 Moab Aut 4p	45.336	2776/200	173
WRANGLER CRD 2.8 Rub. X aut 4p	53.000	2776/200	173
Renegade 1.6 Multijet Open. Edición	27.400	1598/120	178
Cherokee 3.2 Trailhawk 4x4 aut	53.990	3239/271	180
Cherokee 2.0 D Longitude 4x2	36.250	1956/140	187
Cherokee 2.0 D Limited 4x2	41.650	1956/140	187
Cherokee 2.0 D Lim. 4x4 Act.Dr. aut	48.500	1956/140	187
Cherokee 2.0 D Lim. 4x4 Act.Drive	44.400	1956/140	187
Grand Cherokee 3.6 Overland aut	69.694	2987/250	202
Grand Cherokee 5.7 Overland aut	78.654	5654/352	225
Grand Cherokee 3.0 CRD Laredo aut	51.960	2987/190	190
Grand Cherokee 3.0 Summit aut	75.495	2987/250	202


MARCA Y MODELO	PVP	CC/CV	VEL.
			
<b>Kia Octubre 2014</b>			
Picanto 1.0 Basic 3 p	10.145	998/69	144
Picanto 1.0 Concept 3p	11.395	998/69	144
Picanto 1.0 Concept 5p	11.709	998/69	144
Rio 1.2 CVT Basic 3p	12.510	1199/97	170
Rio 1.2 CVT Concept 3p	13.650	1199/97	170
Rio 1.4 CVT Drive Eco-Dynamic 3p	15.920	1396/90	187
Rio 1.1 CRDI WGT Concept 3p	15.735	1096/90	180
Rio 1.4 CRDI WGT Emotion 3p	18.315	1396/90	187
Rio 1.2 CVT Concept 3p	14.165	1199/97	170
Rio 1.4 CVT Drive Eco-Dynamic 5p	16.435	1396/90	187
Rio 1.4 CRDI WGT Concept 5p	16.245	1396/90	187
Rio 1.4 CRDI WGT Emotion 5p	18.825	1396/90	187
Cee'd 1.4 CVT Concept Plus	17.810	1396/100	187
Cee'd 1.6 CVT Drive Plus	19.300	1396/100	187
Cee'd 1.6 CRDI Concept	20.840	1582/135	195
Cee'd 1.6 CRDI Drive 5p	18.950	1582/90	172
Cee'd 1.6 CRDI Active	20.445	1582/90	172
Cee'd 1.6 CRDI Emotion	22.085	1582/128	195
Cee'd SW 1.6 CVT Concept	25.010	1582/128	195
Cee'd SW 1.6 GDI Drive	20.675	1592/110	170
Cee'd SW 1.6 CRDI Drive	24.325	1582/110	190
Cee'd SW 1.6 CRDI Emotion	23.010	1582/128	185
Cee'd SW 1.6 CRDI Emotion	25.935	1582/128	194
Pro-ceed 1.4 CVT Concept	17.360	1396/90	177
Pro-ceed 1.6 CRDI Concept	19.300	1582/110	182
Pro-ceed 1.6 CRDI Drive	20.390	1582/115	188
Pro-ceed 1.6 CRDI Emotion	24.560	1582/128	195
Soul 1.6 GDI Drive	17.575	1582/128	190
Soul 1.6 CRDI VGT Drive	19.735	1582/128	190
Soul 1.6 CRDI Concept	18.975	1582/128	190
Soul 1.6 CRDI Emotion	24.300	1582/128	190
Venga 1.4 CVT Concept	16.440	1396/90	175
Venga 1.4 CRDI VGT Drive	17.720	1582/128	190
Venga 1.6 CRDI Drive	19.270	1582/128	190
Venga 1.6 CRDI VGT Emotion	22.140	1591/124	180
Optima 1.7 CRDI VGT Concept	27.450	1685/115	180
Optima 1.7 CRDI VGT Drive	31.835	1685/115	180
Optima 1.7 CRDI VGT Emotion Eco-Dyn	34.835	1685/115	180
Optima 1.7 CRDI Emotion	36.585	1685/115	180
Carens 1.6 CRDI VGT Concept 5p	20.290	1582/115	177
Carens 1.6 CRDI VGT Drive 5p	21.990	1582/126	181
Carens 1.6 CRDI VGT Concept 5p	21.835	1582/115	181
Sportage 1.6 GDI Concept 4x2	21.900	1591/135	180
Sportage 1.6 CRDI Drive 4x2	23.690	1685/115	180
Sportage 1.7 CRDI Concept 4x2	24.110	1685/115	180
Sportage 2.0 CRDI VGT Drive 4x2	28.615	1995/136	180
Sportage 2.0 CRDI VGT Emotion Aut 4x4	34.365	1995/136	180
Sportage 2.0 CRDI VGT Emotion aut 4x4	44.395	1995/136	180
Sorento 2.0 CRDI Concept 4x2	35.125	1995/150	180
Sorento 2.0 CRDI Drive 4x2	38.775	1995/150	180
Sorento 2.2 CRDI Active 4x4	42.775	2199/197	190
Sorento 2.2 CRDI Emotion aut. 4x4	44.580	2199/197	190


MARCA Y MODELO	PVP	CC/CV	VEL.
			
<b>Lancia Octubre 2014</b>			
Ypsilon 1.2 Gld GLP 5p	16.640	1242/69	160
Ypsilon 1.2 Elefantino 5p	14.325	1242/69	160
Ypsilon 1.2 Gld 5p	14.825	1242/69	160
Ypsilon 0.9 Twin Air Gold D MTA	16.980	875/85	160
Ypsilon 1.3 JTD95 Gold	16.940	1248/95	183
Ypsilon 1.3 JTD95 Elfantino	17.440	1248/95	183
Delta 1.4 TIET GLP Steel	17.750	1368/120	210
Delta 1.4 TIET GLP Silver	18.200	1368/120	210
Delta 1.6 MJTD Steel	16.150	1598/105	187
Delta 1.6 MJTD Silver	16.600	1598/105	187
Delta 1.6 MJTD S	17.900	1598/120	194
Delta 1.6 MJTD Gold	18.000	1598/120	194
Thema 3.0 JTDm Gold aut	44.930	2987/190	230
Thema 3.0 JTDm Platinum aut	47.490	2987/190	230
Thema 3.0 JTDm Platinum aut	52.200	2987/240	230
Thema 3.0 JTDm Executive aut	55.575	2987/240	230
Voyager 2.8 JTDm Silver aut	41.275	2768/178	193
Voyager 2.8 JTDm Family class aut	43.530	2768/178	193
Voyager 2.8 JTDm S aut	49.350	2768/178	193
Voyager 2.8 JTDm Platinum aut	51.645	2768/178	193


MARCA Y MODELO	PVP	CC/CV	VEL.
			
<b>Land Rover Octubre 2014</b>			
Defender 90 SW E	33.410	2179/122	145
Defender 110 SW SP SE	41.020	2401/122	132
Freelander 2 TD4 die. 2.2 E stop/star	30.470	2179/150	181
Freelander 2 TD4 die. 2.2 S stop/star	34.030	2179/150	181
Freelander 2 TD4 die. 2.2 HSE stop/ss.	37.330	2179/150	181
Freelander 2 TD4 die. 2.2 HSE stop/s.	42.360	2179/150	181
Freelander 2 SD4 die. 2.2 Aut. S	37.840	2179/190	185
Freelander 2 SD4 die. 2.2 Aut. SE	41.140	2179/190	185
Freelander 2 SD4 die. 2.2 Aut. HSE	46.640	2179/190	185
Freelander 2 e04 die. 2.2 E 4x2	28.110	2179/150	180
Freelander 2 e04 die. 2.2 S 4x2	31.680	2179/150	180
Freelander 2 e04 die. 2.2 SE 4x2	34.980	2179/150	180
Freelander 2 e04 die. 2.2 HSE 4x2	40.020	2179/150	180
Range Rover 5.0 HSE Dynamic aut	101.300	4999/510	225
Range Rover 5.0 Aut. Dynamic aut	113.700	4999/510	225
Range Rover Sport 3.0 TD V6 S	66.000	2993/258	209
Range Rover Sport 3.0 SD V6 SE Aut.	76.900	2993/258	209
Range Rover Sport 3.0 SD V6 Aut.	79.000	2993/258	209
Ranger Rover 3.0 SD V6 Aut.	95.800	2993/258	209
Range Rover 5.0 Supercharge	130.200	5000/510	225
Range Rover G 5.0 Supercharge	145.000	5000/510	225
Range Rover 4.4 TDV8 VOGUE	122.800	4367/340	217
Range Rover 4.4 TDV8 VOGUE	138.200	4367/340	217
Range Rover 4.4 TDV8 Aut.	145.400	4367/340	217
Range Rover Evoque C. GTDI Pu. A.	45.780	1999/240	217

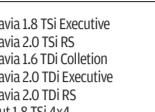
MARCA Y MODELO	PVP	CC/CV	VEL.
Range Rover Evoque C. GTDI Dyn. A.	55.090	1999/240	217
Range Rover Evoque Coupé GT.	56.010	1999/240	217
Range Rover Evoque GTDI Pure Sp.	44.759	1999/240	217
Range Rover Evoque GTDI Prest. Sp.	54.990	1999/240	217
Range Rover Evoque Coupé TD4 Pure	36.890	2179/150	185
Range Rover Evoque C. SD4 P. Aut.	42.320	2179/190	195
Range Rover Evoque Coupé TD4 D.	45.700	2179/150	185
Range Rover Evoque Coupé SD4 D.	48.770	2179/190	200
Range Rover Evoque Coupé TD4 D.	48.160	2179/150	182
Range Rover Evoque SD4 Pure Sp.	59.690	2179/190	200
Range Rover Evoque SD4 Dyna. Sp.	46.800	2179/190	200
Range Rover Evoque TD4 Prest. Sp.	46.310	2179/150	185
Range Rover Evoque TD5 Dyna. Sp.	48.200	2179/150	182
Range Rover Evoque SD4 Dyna. Sp.	51.230	2179/190	195
Range Rover Evoque SD4 Pres. Sp. A.	52.150	2179/190	195
Discovery 3.0 TDV6 aut	49.200	2993/211	180
Discovery 3.0 SDV6 HSE aut	68.600	2993/255	180

MARCA Y MODELO	PVP	CC/CV	VEL.
			
<b>Lexus Septiembre 2011</b>			
CT200h	28.850	1798/136	180
CT200h Hybrid Drive 16"	30.148	1798/136	180
IS 250 Luxury	44.835	2500/208	235
IS 250 F Sport	46.980	2500/208	235
IS 250 President	53.930	2500/208	235
IS 220 D Premium	33.660	2231/150	220
IS 220 D Luxury	36.850	2231/150	190
IS 220 D F Sport	45.050	2231/150	190
IS 220 D President	38.650	2311/280	230
IS 250 C Luxury	54.955	2500/208	230
IS 250 C President	63.585	2500/208	230
RX 450h Premium	68.430	3456/299	200
RX 450h Luxury	74.290	3456/299	200
RX 450h President	86.900	3311/280	200
GS 450h Premium	64.500	3456/345	250
GS 450h Luxury	65.700	3456/345	250
GS 450h President	75.100	3456/345	250
LS 460 Premium	101.075	4608/381	250
LS 460 Executive	105.980	4608/381	250
LS 460 Luxury	112.285	4608/381	250
LS 460 Ambassador	123.025	4608/381	250
LS 460 President AWD	127.210	4608/381	250
LS 600h Premium	120.000	4969/445	250
LS 600h Luxury	125.725	4969/445	250
LS 600h Ambassador	139.975	4969/445	250
LS 600h President	144.560	4969/445	250
LS 600h Ambassador largo	148.140	4969/445	250
LS 600h President largo	154.430	4969/445	250
LF-A 4.8 V10	415.000	4805/560	250


MARCA Y MODELO	PVP	CC/CV	VEL.
			
<b>Mazda Marzo 2012</b>			
Mazda2 1.3 Active	12.990	1349/75	168
Mazda2 1.3 Style+	13.750	1349/86	168
Mazda2 1.5 Sportive	15.800	1498/103	180
Mazda2 1.6 CRD Style	16.200	1560/95	175
Mazda2 1.6 CRD Style+	16.700	1560/95	175
Mazda2 1.6 CRD Sportive	17.300	1560/95	175
Mazda2 1.3 Active	12.990	1349/75	185
Mazda2 1.3 Style+	13.250	1349/75	185
Mazda2 1.5 Sportive	15.400	1498/102	190
Mazda2 1.5 Sportive aut.	15.050	1498/102	190
Mazda3 1.6 Active	18.200	1598/105	185
Mazda3 1.6 Style+	20.350	1598/105	185
Mazda3 2.0 DSI Stop Luxury	22.600	1999/150	200
Mazda3 2.0 DSI Stop Sportive	24.150	1999/150	200
Mazda3 1.6 CRD Active	20.300	1560/115	180
Mazda3 1.6 CRD Style	20.700	1560/115	180
Mazda3 2.2 CRD 150 Luxury	23.650	2184/150	208
Mazda3 2.2 CRD 150 Sportive	25.150	2184/150	208
Mazda3 2.2 CRD 185 Sportive	26.300	2184/185	220
Mazda3 2.0 i-stop Sportive	22.100	1999/151	206
Mazda3 2.0 i-stop Sportive	23.650	1999/151	206
Mazda3 2.3 turbo MPS	31.980	2261/260	250
Mazda3 1.6 CRD Active	19.800	1560/115	186
Mazda3 1.6 CRD Style	20.200	1560/115	186
Mazda3 2.2 CRD 150 Luxury	23.650	2184/150	205
Mazda3 2.2 185 Sportive	26.300	2184/185	213
MX-5 1.8 Style Roadster Coupé	23.350	1798/126	190
MX-5 1.8 Style Sossol Top	24.000	1798/126	190
MX-5 2.0 Sportive Roadster C. aut.	35.900	1999/160	200
MX-5 2.0 Sportive Roadster ter Coupé	33.950	1999/160	200
Mazda5 1.8 Active	20.400	1798/115	185
Mazda5 2.0			

MARCA Y MODELO	PVP	CC/CV	VEL.
			
<b>Renault</b>			
<b>Noviembre 2011</b>			
Clio 1.2 Yahoo 3p	10.100	1149/75	167
Clio 1.2 Te Dinamique 3p	11.850	1149/100	184
Clio 1.2 Tce Evolution 3p	13.550	1149/100	184
Clio 2.0 Sport Gordini 6V 3p	23.190	1998/200	223
Clio 1.5 Dci 75 yahoo 3p	11.900	1461/65	162
Clio 1.5 Dci 90 Dynamic 3p	13.650	1461/65	174
Clio 1.5 Dci 90 Evolution 3p	14.650	1461/90	174
Clio 1.2 Yahoo 5p	10.600	1149/75	167
Clio 1.2 Tce Dinamique 5p	13.350	1149/100	184
Clio 1.2 Tce Evolution 5p	14.050	1149/100	184
Clio 1.6 Evolution aut. 5p	15.550	1598/115	186
Clio 1.5 Dci 75 Yahoo 5p	12.400	1461/65	162
Clio 1.5 Dci 90 Dynamic 5p	14.150	1461/90	174
Clio 1.5 Dci 90 Evolution 5p	15.150	1461/90	174
Clio 1.2 Yahoo Grand Tour	11.300	1149/75	167
Clio 1.2 Tce Evolution Grand Tour	14.050	1149/100	184
Clio 1.2 Tce Dinamique Grand Tour	14.500	1149/100	184
Clio 1.5 Dci 75 Yahoo Grand Tour	13.100	1461/65	162
Clio 1.5 Dci 90 Dynamic Grand Tour	14.850	1461/90	174
Clio 1.5 Dci 90 Evolution Grand Tour	14.850	1461/90	174
Grand Modus 1.2 Yahoo	12.130	1149/75	163
Grand Modus 1.2 Tce Evolution	13.830	1149/100	180
Grand Modus 1.6 Evolution Aut.	15.830	1598/110	184
Grand Modus 1.5 dci 75 Yahoo0	13.130	1461/75	162
Grand Modus 1.5 dci 90 Evolution	14.830	1461/90	174
Megane Emotion Biotanol 5p	14.800	1598/110	190
Megane Tce Dinamique 6V 5p	18.050	1397/130	200
Mégane 1.4 Tce Bose Edition 6V	19.600	1397/130	200
Mégane 1.4 Tce Bose ed. 6V ST.	21.000	1397/130	200
Mégane 1.6 100 Authentique 5p	13.500	1598/100	190
Mégane 1.5 110 Emotion 5p	14.800	1598/110	190
Mégane 1.6 110 Dinamique 5p	16.450	1598/110	190
Mégane 1.6 110 Emo. Botanol 6V ST	16.800	1598/110	190
Mégane 1.6 110 Emotion 6V ST	16.800	1598/110	190
Mégane 1.6 110 Dinamique 6V ST	17.850	1598/110	190
Mégane 2.0 Dinamique aut. 5p	19.550	1998/140	195
Mégane 2.0 Dinamique aut. ST.	19.550	1998/140	195
Mégane 2.0 Tce GT 6V 5p	22.250	1998/180	225
Mégane 2.0 Tce GT 6V ST	22.500	1998/180	225
Mégane 1.5 edci 90 Authentique 5p	15.050	1461/90	175
Mégane 1.5 dci 110 Emotion 6V 5p	17.600	1461/110	190
Mégane 1.5 dci 110 Dynam.e 6V 5p	19.250	1461/110	190
Mégane 1.5 dci 110 Dynam. aut. 6V ST	21.950	1461/110	210
Mégane 1.9 Dinamique 6V 5p	19.550	1870/130	210
Mégane 1.9dci Bose Edition 6V 5p	21.200	1870/130	205
Mégane 2.0 dci 150 Dyn. 6V aut 5p	23.450	1995/150	210
Mégane 2.0 dci 160 Bosse Ed. 6V 5p	24.000	1995/160	215
Mégane 2.0 dci 160 GT 6V 5p	24.500	1995/160	215
Mégane 2.0 dci 160 Bose Ed. 6V ST	25.450	1995/160	215
Mégane 2.0 dci 160 GT 6V ST	25.950	1995/160	215
Koleos dci 150 Expression 6V 4x2	21.000	1995/150	180
Koleos dci 150 Dinamique 6V 4x2	23.300	1995/150	180
Kaleos dci 150 Expression 6V 4x4	23.500	1995/150	180
Koleos dci 150 Bose Edition 6V 4x4	27.200	1995/150	180
Koleos dci 150Bose Edition aut. 4x4	28.700	1995/150	180
Koleos dci 175 Privilege 6V 4x4	30.500	1995/175	189
Koleos dci 150 Privilege aut. 6V 5p	31.100	1995/150	180
Mégane Coupé Cabrio:			
1.4 Tce 130 Dinamique 6V	25.200	1997/130	200
2.0 Tce 180 GT 6V	29.350	1998/180	225
1.5 dci 110 Dinamique 6V	26.400	1461/110	190
1.5 dci 110 Dinamique Aut. 6V	28.650	1461/110	190
2.0 dci 160 Privilege 6V	30.850	1995/160	215
Laguna 2.0 Dynam. Tom Tom 6V	23.100	1997/140	210
Laguna 2.0 Bose Edition 6V	24.600	1997/140	210
Laguna 1.5 dci 110 Emotion 6V	20.400	1461/110	192
Laguna 1.5 dci 110 Dy. TomTom 6V	21.700	1461/110	192
Laguna 2.0 dci 130 Dy. TomTom 6V	21.700	1995/130	205
Laguna 2.0 dci 150 Dy. TomTom 6V	24.300	1995/150	210
Laguna 2.0 dci 130 4RD GT 6V	25.200	1995/130	206
Laguna 2.0 dci 150 Bose Ed. 6V	25.800	1995/150	210
Laguna 2.0 dci 4RD GT 6V	26.300	1995/150	210
Laguna 2.0 dci 180 4RD GT 6V	27.800	1995/180	210
Laguna 2.0 dci 175 Bose Ed. 6V aut	28.200	1995/175	220
Laguna 2.0 dci 175 4RD GT 6V aut	28.700	1995/175	220
Laguna 2.0 Dyn. TomTom 6V 4Tour	25.100	1997/140	205
Laguna 2.0 Bose Edition 6V 4Tour	26.400	1997/140	205
Laguna 1.5 dci 110 Emotion 6V G.T.	21.400	1461/110	188
Laguna 1.5 dci 110 Dyn. TT. 6V G.T.	22.700	1461/110	188
Laguna 2.0 dci 130 Dyn. TT. 6V G.T.	24.200	1995/130	202
Laguna 2.0 dci 150 Dyn. TT. 6V G.T.	25.300	1995/150	202
Laguna 2.0 dci 130 4RD GT 6V G.T.	26.200	1995/130	202
Laguna 2.0 dci 150 Bose Ed. 6V G.T.	26.800	1995/150	210
Laguna 2.0 dci 150 4RD GT 6V G.T.	27.300	1995/150	210
Laguna 2.0 dci 175 Bose e. 6V aut. G.T.	29.200	1995/175	215
Scenic G. scenic:			
G. Scenic Authentique 1.6 16V	16.800	1598/110	185
G. Scenic Emotion 6V	17.700	1598/110	185
G. Scenic 1.5 dci 95 Authentique 6V	17.400	1461/95	165
G. Scenic 1.5 dci Emotion 6V	20.000	1461/110	180
G. Scenic 1.5 dci Dinamique aut.	22.800	1461/110	180
G. Scenic 1.6 dci Dyn. Energy s85 6V	22.100	1598/130	195
G. Scenic 2.0 dci Bose Edition 6V	26.000	1995/160	205
G. Scenic 2.0 dci Bose edition 6V aut.	27.000	1995/160	205
G. Scenic 1.4 Tce Dyn. 6V largo 7pz.	21.800	1397/130	190
G. Scenic 1.5 dci Emot. 6V largo 7pz.	21.400	1461/110	180
G. Scenic 1.5 dci Dyn. largo9 7 pz. aut.	24.200	1461/110	180
G. Scenic 1.6 dci Dyn. 6V largo 7 pz.	23.315	1598/130	180
G. Scenic 2.0 dci Bose ed. 6V lar. 7 pz.	27.400	1995/160	205
G. Scenic 2.0 Bose Ed. 6V aut. lar. 7 pz.	28.400	1995/160	205
Espace/G.Espace:			
2.0 dci 130 Celsium 6V	29.800	1995/130	180
2.0 dci 130 Celsium 6V LG	31.000	1995/130	180
2.0 dci 150 Family Plus 6V	33.400	1995/150	194
2.0 dci 150 Initiale 6V	36.000	1995/150	194
2.0 dci 175 Initiale aut. 6V.	38.800	1995/175	198
2.0 dci 150 Celsium 6V aut. LG	33.700	1995/150	198
2.0 dci 150 Family Plus 6V aut. LG	36.100	1995/150	188
2.0 dci 175 Initiale 6V LG	38.500	1995/175	204
Twingo 1.2 75 Yahoo	9.230	1149/75	167
Twingo 1.2 75 Evolution	10.030	1149/75	167
Twingo 1.2 75 Miss Sixty	10.630	1149/75	167
Twingo 1.2 75 Evolution aut.	11.030	1149/75	167
Twingo 1.6 16V Sport Gordini	16.950	1598/130	201
Twingo 1.5 dci 85 Evolution	12.030	1461/85	180
Latitude 2.0 Expression 6V	23.850	1997/140	205
Latitude 2.0 Privilege 6V	26.050	1997/140	205
Latitude 2.0 dci 150 Expression 6V	25.450	1995/150	210
Latitude 2.0 dci 175 Privilege 6V	28.950	1995/175	220
Latitude 3.0 dci 240 INITIALE 6V Aut.	39.750	2993/240	235
Fluence 1.6 Emotion	16.500	1598/110	185
Fluence 2.0 Dinamique	19.900	1997/140	200
Fluence 1.5 dci 90 Emotion	17.500	1461/90	180
Fluence 1.5 dci Emotion 6V	18.800	1461/110	185
Fluence 1.5 dci Dinamique aut.	21.000	1461/110	185
Fluence 1.5 dci 110 Sportway 6V	21.400	1461/110	185
Mégane Coupé:			
1.6 110 Color Edition Biotanol 6V	15.450	1598/110	190
1.4 Tce Bose Edition 6V	19.600	1397/130	205
1.6 110 Dinamique 6V	17.100	1598/110	195
2.0 Tce Dinamique 6V	20.700	1998/180	225
2.0 Tce Renault sport 6V	25.900	1998/250	250
1.5 dci 110 Color Edition 6V	18.250	1461/110	180
1.5 dci 110 Dinamique aut. 6V	21.200	1461/110	205
1.9 dci Bose Edition 6V	21.850	1870/130	205
2.0 dci 150 Dinamique 6V aut.	24.100	1995/150	210
2.0 dci 160 GT 6V	25.300	1995/160	220
Wind Dinamique 1.2 Tce	17.250	1149/100	180
Wind Dinamique 1.6 16V	17.850	1598/133	201

MARCA Y MODELO	PVP	CC/CV	VEL.
			
<b>Saab</b>			
<b>Octubre 2011</b>			
9.3 Sport Sedan 1.8T Linear Biopower	31.291	1985/210	210
9.3 Sport Sedan 1.8T Vector Biopower	34.607	1985/210	210
9.3 Sport Sedan 2.0T Vector Biopower	37.715	1985/210	225
9.3 Sport Sedan 2.0T Vector	38.129	1985/210	210
9.3 Sport Sedan 2.0T Vector XWD	39.995	1985/210	230
9.3 Sport Sedan 2.0T Aero	39.798	1985/210	235
9.3 Sport Sedan 1.9 TID Linear	28.705	1998/130	210
9.3 Sport Sedan 1.9 TID Vector	33.389	1998/160	215
9.3 Sport Sedan 1.9 TTD Aero	38.777	1998/180	225
9.3 Sport Hatch 1.8T Linear Biopower	32.741	1985/150	210
9.3 Sport Hatch 1.9 Vector Biopower	39.167	1985/150	225
9.3 Sport Hatch 2.0T Vector	39.581	1998/210	235
9.3 Sport Hatch 2.0T XWT Vector	41.446	1995/210	235
9.3 Sport Hatch 2.0T Aero	41.239	1995/210	235
9.3 Sport Hatch 2.0T XWD Aero	41.446	1995/210	235
9.3 Sport Hatch 1.9 TID Linear	31.311	1988/130	210
9.3 Sport Hatch 1.9 TID Vector	36.184	1998/160	215
9.3 Sport Hatch 1.9 TTD Vector	37.741	1988/180	225
9.3 X 2.0T XWD	43.000	1985/210	225
9.3 X 2.0T Biopower XWD	44.037	1985/200	225
9.3 X TTD	38.984	1998/180	225
9.3 Cabrio Linear Sport Biop. 1.8T	41.460	1985/150	210
9.3 Sport 1.8T Cabrio Biop. Linear	44.399	1985/175	210
9.3 Sport Cabrio 2.0T Biopower V.	46.731	1995/200	230
9.3 Cabrio 2.0 T Vector	47.145	1985/210	235
9.3 Cabrio 2.0 T Aero	48.803	1985/210	235
9.3 Cabrio 1.9 TID Linear Sport	40.798	1998/160	210
9.3 Cabrio 2.0T Prem.Plus aut.	43.399	1998/160	215
9.3 Cabrio 1.9 TTD Aero	46.450	1998/180	225
9.5 1.6 Linear	35.500	1598/120	220
9.5 2.0T Linear	37.500	1995/220	235
9.5 2.0T Vector	39.000	1998/220	240
9.5 2.0T Vector XWD Vector	43.540	1998/220	240
9.5 2.0T Aero	44.500	1998/220	240
9.5 2.0T Aero XWD	50.000	1998/220	240
9.5 2.8T Aero XWD	58.000	2792/300	250
9.5 1.9 TID Linear	35.500	1956/160	215
9.5 1.9 TID Vector	37.500	1956/160	215
9.5 1.9 TTD Aero	45.600	1956/190	230

MARCA Y MODELO	PVP	CC/CV	VEL.
			
<b>Smart</b>			
<b>Abril 2011</b>			
Fortwo 45 Coupé Pure MHD	10.000	999/61	140
Fortwo 52 Coupé Pure MHD	10.475	999/71	145
Fortwo 62 Coupé Pulse	12.350	999/84	150
Fortwo Brabus	17.650	999/95	160
Fortwo 40 cdi pure (3.3)	11.900	999/54	140
Fortwo 52 Cabrio MHD Pure	13.450	999/71	140
Fortwo 62 Cabrio Pulse	15.000	999/84	150
Fortwo Cabrio Brabus	20.300	999/95	155
Fortwo Cabrio 40 cdi pure (3.3)	14.500	999/54	140

MARCA Y MODELO	PVP	CC/CV	VEL.
			
<b>Ssangyong</b>			
<b>Enero 2013</b>			
Korando G20 Line 4x2	19.590	1998/175	195
Korando G20 Sport 4x2	21.240	1998/175	195
Korando D20T Line 4x2	20.900	1998/175	195